



Polycom® QSX™

Simple, Secure, Convenient Voice+Content™



Benefits

Voice+Content at the push of a button – Share any type of visual content from your computer. Compatible with all Polycom wired, analog conference phones

Start your meeting on time every time – Instant content sharing without wasting time on downloading applications, uploading documents, advance scheduling and user training. Anyone can use it!

Content security – Keep complete control over your document. AES (Advanced Encryption Standard) media encryption on QSX to QSX calls and secure login for Web browser access ensure content is protected

Multi-point capability – Each QSX session can support up to 15 sites - five QSX sites and ten sites via a standard Web browser. Only one QSX is needed to share content with remote participants who have access to a Web browser. Network Address Translation (NAT) configuration option for Web viewers is available

Cost effective – Avoid on-going monthly service charges. QSX provides unlimited content sharing with a quick ROI in just a few months

Fast setup, flexible management – Typical one-time set up takes less than 30 minutes. Plug-and-play installation with existing Polycom conference phones and any VGA projector. Multiple privacy and access options

Instant content sharing through your Polycom conference phone.

Polycom QSX allows users to instantly share a live view of a computer screen with remote locations simply by dialing a Polycom conference phone. It's an easy and secure screen sharing solution that anyone can use. There's no need to learn new applications, upload documents, pay monthly service fees, or pre-schedule.

QSX is ideal for everyday group meetings. It's Voice+Content without any of the usual hassles!

QSX content sharing works with all wired, analog Polycom conference phones, from the original SoundStation® to the wideband SoundStation VTX 1000™. Users can share any type of visual content from any application using familiar conference room equipment, so collaboration is convenient and simple. QSX works with any conference call setup, including calls using a conference bridge or a PBX.

Simply place your call, connect your computer to the QSX VGA cable and share content, including business applications, proprietary software, the Internet, images, and software demos – all at the touch of a button. QSX also provides access for remote participants without a QSX at their location, who can view content using a standard Web browser and password login. The QSX user interface provides convenient info screen overlays that show presenter/viewer locations and connection information, as well as the Web address and login information for remote participants.

With QSX, content is secure and protected from interception by unauthorized viewers. AES media encryption (QSX to QSX) and unique password login for remote participants via a web browser help to provide secure transmission of the content. And with QSX, the presenter maintains complete control over the distribution of information as well as participant access, eliminating the security risk of unintended information distribution. The QSX system can be fully deployed behind the firewall and can also provide external Web viewer access via NAT configuration.

Simple, secure content sharing from a conference phone call to access the power of Polycom unified collaborative communications solutions.

With the greatest breadth and depth of integrated video, voice, and Web solutions, only Polycom delivers the ultimate communications experience. Our market-leading conferencing and collaboration technologies, supported by world-class service, enable people and organizations to maximize their effectiveness and productivity. Add to that the most experience and proven best-practices in the industry, and it's clear why Polycom has become the smart choice for organizations seeking a strategic advantage in a real-time world.



VideoVoiceDataWeb
Connect. Any Way You Want.

Polycom QSX is ideal for content sharing in your everyday group meetings. Whether your meetings are regularly scheduled or ad-hoc, QSX is the solution for you. This quick, secure, and easy to use solution takes a one-time set up of 30 minutes, and once QSX is installed, users will no longer have to worry about having to learn new applications, upload documents, pay monthly service fees, or pre-schedule – you will get Voice+Content without any of the usual hassles. See for yourself how easy it is to use and set up!

How QSX Works




Step 1
Dial your Polycom conference phone



Step 2
Connect your laptop to the provided VGA cable to display



Step 3
Push one button to share your computer screen with up to 14 other locations



Share content with everyone on the call

- Up to 5 QSX rooms (including the host location)
- Up to 10 Web viewers

How the Content Call Connects

A. Dial into conference call as usual

B. QSX to QSX IP Connection happens automatically

1. Exchange IP addresses over POTS line
2. One QSX assumes MCU role for the meeting
3. QSX1 and QSX2 connect via H.323 at the IP address of the designated MCU
4. Info screen shows connected meeting participants.

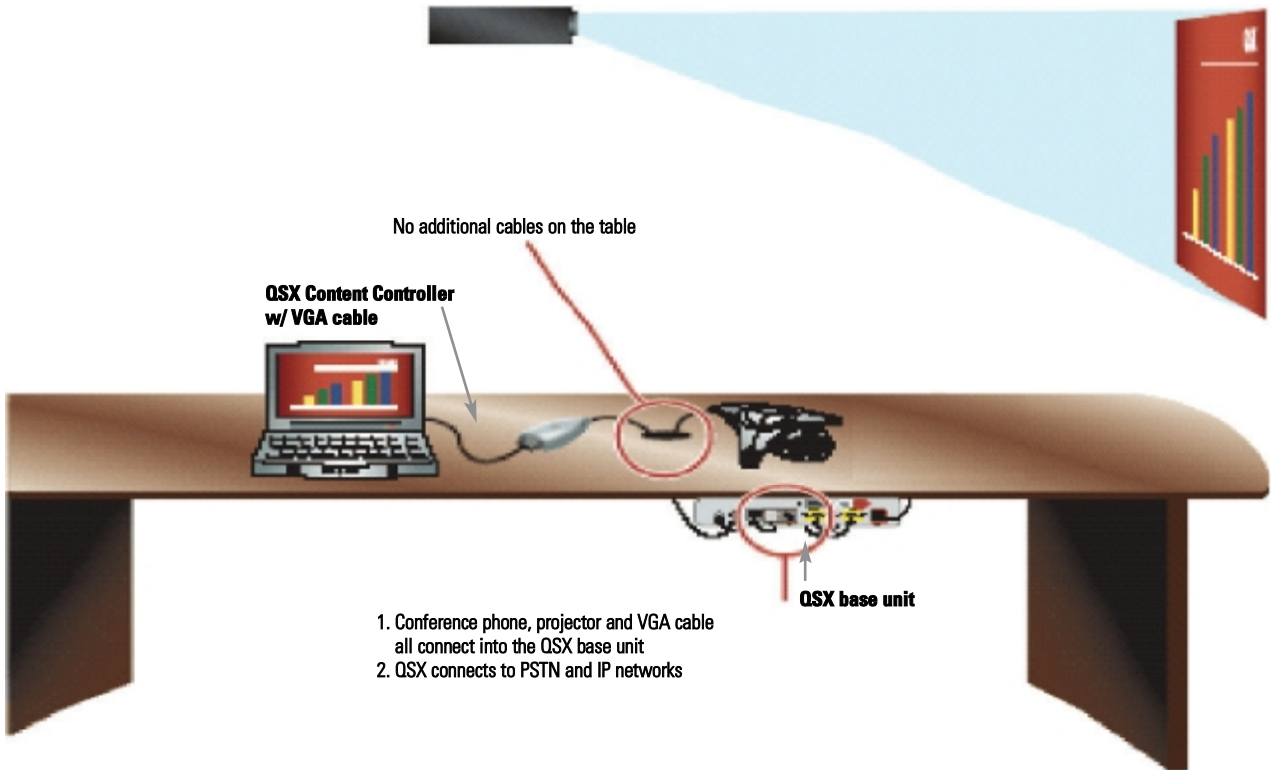
C. Press button to share content

D. Web viewers can login to Web site as soon as audio call is established

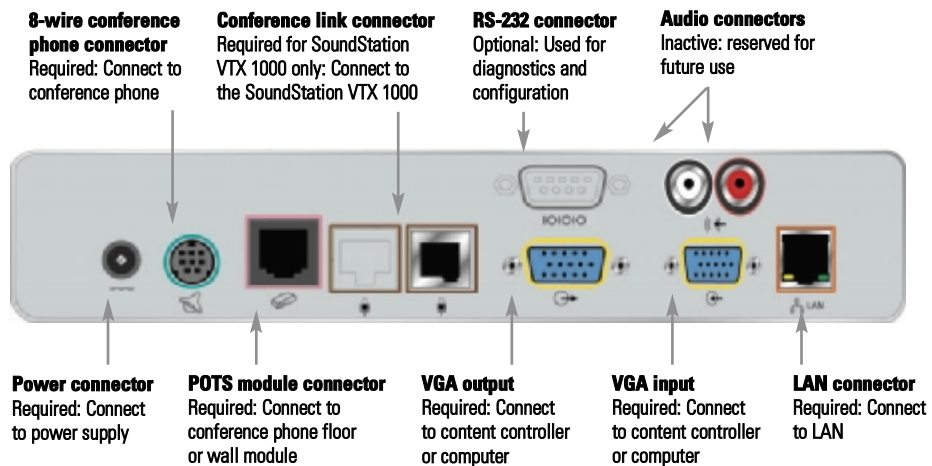
1. QSX user presses info button
2. Meeting Web address and meeting password appear on screen
3. Communicate info to remote computer participants over phone line
4. Remote participants login to IP address through standard browser
5. Web viewers enter password to connect

Note: Additional QSX units that join the meeting automatically connect to the MCU in the same fashion.

Typical Installation (can also be wall or rack mounted)



QSX Back Panel (9"L x 6" D x 2" H)



Polycom QSX Specifications

Content Transmission

Minimum Recommended Bandwidth

- QSX Base unit location - 256 kbps
- Web viewer participant - 56 kbps

Maximum Bandwidth Requested

- H.323 link to other QSX appliances Up to 1 Mbps
- HTTP link to each Web viewer up to 256 kbps

Video Standards & Protocols

- ITU H.323 and http compliant
- H.263
- JPEG for Web Viewer

IP Protocols

- TCP/IP
- HTTP

Network Interfaces Supported

- IP (LAN, DSL, cable modem)
- Single 10/100 Ethernet port (10 Mbps/100Mbps/Auto)

Frame Rates

- Intelligently selects frame rate for best performance
- 3-8 fps at 256 kbps up to 1 Mbps over H.323 link
- 0-1fps at 56kbs to 256kbs over http for PC Viewer

Internal Multipoint Features

Enables up to 15 total sites in meeting

- 5 appliance-based locations
- 10 PC Viewer links

Network Features

- Error Concealment
- TCP/IP, DNS, WINS, DHCP, ICMP, ARP, HTTP, FTP, Telnet

Security

- Secure password authentication for each session
- Administrator password
- Password for Web viewer access
- Ability to disable remote interfaces (FTP, Telnet, HTTP)

Embedded Encryption

- Advanced Encryption Standard (AES)
- 128-bit key length

Physical Interfaces from Base Unit

- Graphics Input: 1 VGA connector
- Graphics Output: 1 VGA Connector
- Graphics Formats: XGA, SVGA, VGA

Content Resolution

- Input: 1280 x 1024, 60 Hz
- Output: XGA (1024 x 768), SVGA (800 x 600), VGA (640 x 480)

RS-232 Data Port

- 1 x DB-9 Connector

Telephony Input / Output: 3 Connectors

- 1 x 8 wire RJ45 connector to conference phone wall module
- 1x 8 wire DIN connector to conference phone console
- 1x Conference Link connector for SoundStation VTX 1000 wideband support
- Compatible with all analog wired Polycom conference phones

User Interface

Physical UI

- Tabletop puck
- LED indicators for status (idle, preview)
- Share button
- Info button
- Integrated VGA cable to Base unit
- VGA in for PC (cable included)

Soft Interface

- Info alerts for new participants and connection status
- Info screen on demand: Meeting IP address, Password, Content Status, Meeting Participants

System Management

- Diagnostics and software upgrades via PC, LAN
- Integrated Web management tool
- Support for Polycom Global Management System™ & Polycom PathNavigator™

Quality of Service and Experience

- IP Precedence (ToS) - default
- Dynamic Bandwidth Allocation
- Proactive Network Monitoring
- Packet and jitter control
- TCP/UDP fixed-port firewall support

Web Viewer Requirements

Browsers

- Internet Explorer 6.0 and higher - Windows® 2000 and XP
- Netscape® 7.1 and higher - Windows 2000 and XP
- Safari 1.2.4 and higher - Mac® OS 10

Web Viewer Login

- Login interface for user name & password

Web Viewer network requirements

- 56k and higher

Web Administrator Requirements

Browsers

- Internet Explorer 6.0 and higher - Windows 2000 and XP

QSX 300 – for use with Polycom SoundStation VTX 1000 software release 1.6 or higher

QSX 400 – for use with any wired, analog Polycom conference phone, including the SoundStation VTX 1000 with software release 1.6 or higher

©2005 Polycom, Inc. All rights reserved.

Polycom, the Polycom logo and SoundStation are registered trademarks and QSX, SoundStation VTX 1000, Voice+Content, Polycom PathNavigator, Global management System and the industrial design of the SoundStation are trademarks of Polycom, Inc. All other trademarks are the property of their respective owners. Information in this document is subject to change without notice.



Polycom Headquarters:

4750 Willow Road, Pleasanton, CA 94588 (T) 1.800.POLYCOM (765.9266) for North America only.
For North America, Latin America and Caribbean (T) +1.925.924.6000, (F) +1.925.924.6100

Polycom EMEA:

270 Bath Road, Slough, Berkshire SL1 4DX, (T) +44 (0)1753 723000, (F) +44 (0)1753 723010

Polycom Asia Pacific:

Polycom Hong Kong Ltd., Rm 1101 MassMutual Tower, 38 Gloucester Road, Wanchai, Hong Kong, (T) +852.2861.3113, (F) +852.2866.8028

Part No. 3726-17271-001 Rev. 3/05